

MOOER

AIR P10

2.4GHz Wireless System

Owner's Manual

CONTENTS

PRECAUTIONS	01
MAIN FEATURES	02
LAYOUT	02
QUICK GUIDE	03
Tips	04
SPECIFICATIONS	05

PRECAUTIONS

PLEASE READ CAREFULLY BEFORE PROCEEDING

Power Supply

720mah chargeable lithium battery for power supply. Please utilize the USB cable comes with the unit for charging.

Location

To avoid deformation, discoloration, or other serious damage, do not expose this unit to the following conditions:

- Direct sunlight
- Magnetic fields
- Excessive dusty or dirty location
- Strong vibrations or shocks
- Heat sources
- Extreme temperature or humidity
- High humidity or moisture

Radio Frequency Interference

Air Plug bases on 2.4 GHz radio frequency data transmitting. Similar device with this technology can have affect when it is close. Please do not use keep Receiver 3m away from other devices, for example WIFI router to avoid signal interference.

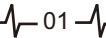
Cleaning

Clean only with a soft, dry cloth. If necessary, slightly moisten the cloth. Do not use abrasive cleanser, cleaning alcohol, paint thinners, wax, solvents, cleaning fluids, or chemical-impregnated wiping cloths.

FCC certification

This device complies with Part 15 of the FCC Rules. Operation is subject to the following two conditions:

- This device may not cause harmful interference.
- This device must accept any interference received, including interference that may cause undesired operation.

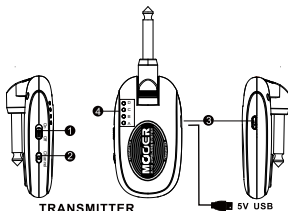


MAIN FEATURES

EN

- 4 individual channels, allows 4 gears work simultaneously.
- Ranges up to 90 feet
- Less than 5ms latency
- Power Saving mode.
- 5-hours long battery life
- Suitable for electric guitar, acoustic instruments with piezoelectric pickups.

LAYOUT



TRANSMITTER

1. Power Switch:

Slid to power on/off

2. Channel Switch:

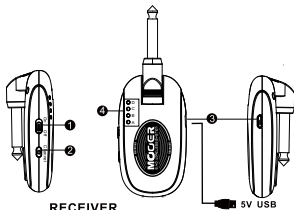
Select between 4 channels.

3. USB Port:

For USB power supply.
Please utilize the USB cable comes with the unit to charge.

4. Channel LED:

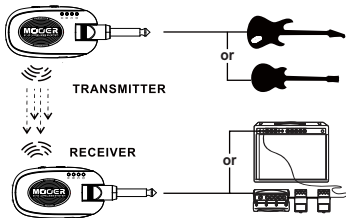
Indicate the current activated channel.
The LED light will show the current battery life when it is powered on.



RECEIVER

QUICK GUIDE

EN



1. P10 TRANSMITTER into your instrument. P10 RECEIVER into the input of amplifier or stompbox.

2. Turn on TRANSMITTER and RECEIVER.

3. The default channel is Channel A. Please set the TRANSMITTER and RECEIVER to the same channel.

4. LED light will stay green when the connection is stable. LED light blinks when the connection is weak, please change current channel or check electromagnetic interference to prevent from signal interruption.

5. Please utilize the USB cable comes with the unit to charge.

Tips

EN

Change channel to avoid interference

Air P10 has 4 individual signal channels, allow 4 pairs of Transmitter and Receiver to work simultaneously. Multi-channel design allows users to change to alternative channels when the connection becomes weak or affected by electromagnetic interference.

Plug-to-use

Users can simply power on the unit, plug in and enjoy.

Multi-Receiver.

Air P10 allows couples of Receivers to share one single Transmitter. For example, Users could utilize Air Plug to build real stereo amplifier set up with one Transmitter and two Receivers plugged into two amplifier, they should be all in the same channel.

Power Saving Mode

Air P10 will automatically change to Power Saving Mode after being 10 seconds without receiving any signal, to saving power and cut the background noise. Air P10 will exit Power Saving Mode as soon as it receives signal again.

Charge

Air P10 allows being charging by a USB power supply. The cable comes with the unit can be used to charge two devices simultaneously, with the USB ports on your computer or a wall charger. Low quality 3rd party cable may cause charge issue.

Position

Air P10 can be adjusted the angel of the Transmitter and Receiver to achieve the best result.

Antenna

The Antenna is at the bottom of Air Plug. For best result, recommend not to cover the bottom of the unit.

SPECIFICATIONS

Effective Distance: 30 meters

Latency: Less than 5ms

Frequency Response: 20-20K Hz, +1dB/-3dB

Total Harmonic Distortion: <0.05%(1K Hz @-10dbFS)

Input Dynamic: >103dB

Frequency Band : 2.4G Hz ISM Worldwide

Working Temperature: -10 C to 50 C

Bit Deep: 24bit

Sample Rate: 48KHz

Dimension: 117mm(D)*42mm(W)*30mm(H)

Weight: 50g

Accessories: USB cable, Owner's Manual、Portable Package

MOOER
www.moeraudio.com

SHENZHEN MOOER AUDIO CO. LTD
6F, Unit D, Jinghang Building, Liuxian 3rd Road,
Bao'an 71 District, Shenzhen, China. 518133
MADE IN CHINA