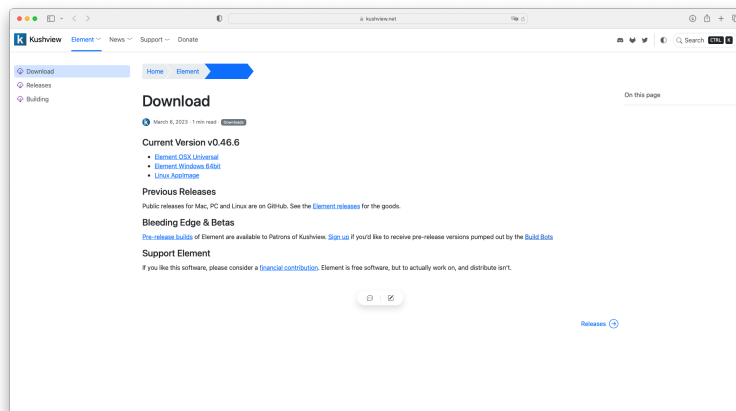


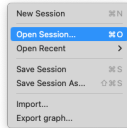
# External reverb - setup 1/6

- Download **Element** from: <https://kushview.net/element/download/>



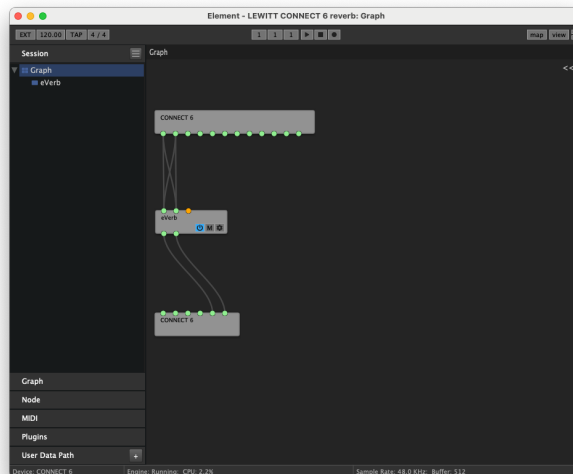
## External reverb - setup 2/6

- Download our **LEWITT CONNECT 6 reverb** preset for **Element** and save it in any folder you like: <https://www.lewitt-audio.com/download/reverb-preset-for-lewitt-connect-6-0>
- Open **Element**
- Go to **File > Open Session...** and choose the **LEWITT CONNECT 6 reverb** preset you just downloaded



## External reverb - setup 3/6

- Your **Element** window should look like this...



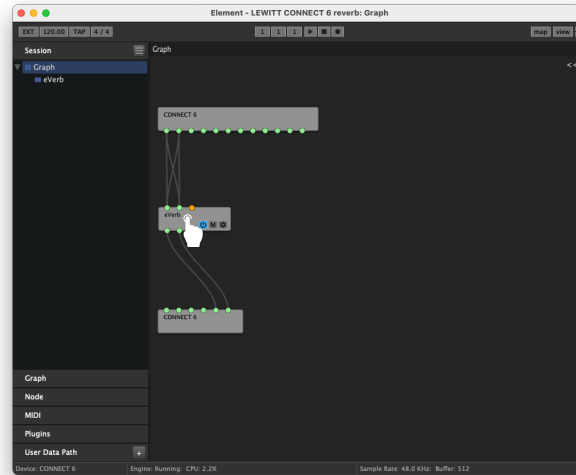
## External reverb - setup 4/6

- Set the desired amount of reverb with the **Out 5/6** faders in your **CONNECT 6 CONTROL CENTER**



## External reverb - setup 5/6

- If you feel adventurous and want to try other reverb settings, double tap the **eVerb** block in **Element**



## External reverb - setup 6/6

- Then tweak **Room Size** and **Damping** to your liking

